



ilibrinfiniti

Francesco Miglionico

(o:

LAPIEGAEITRICE

in collaborazione con



istruzioni d'uso
INSTRUCTIONS FOR USE

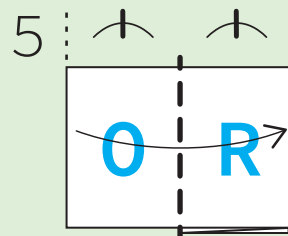


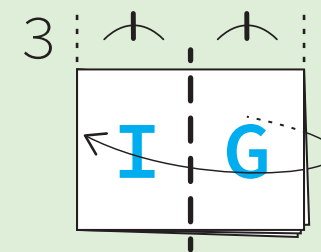
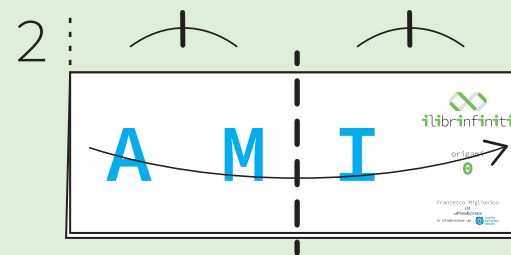
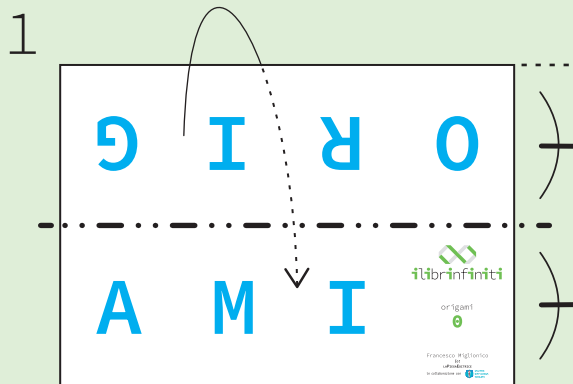
1 stampa
PRINT



nota bene
STAMPARE
SOLO LA
PAGINA
SEGUENTE

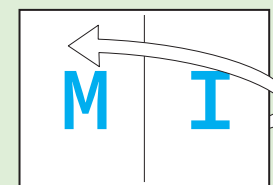
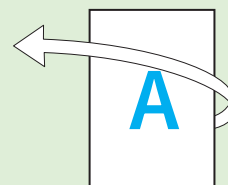
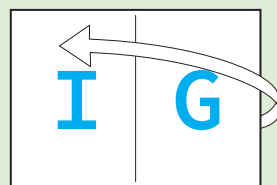
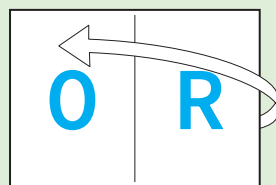
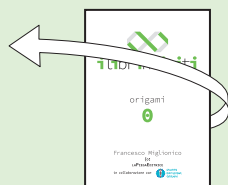
PLEASE NOTE
PRINT OUT ONLY
THE FOLLOWING
PAGE

2 Piega
FOLD



Alfania

3 sfoglia
BROWSE



> A

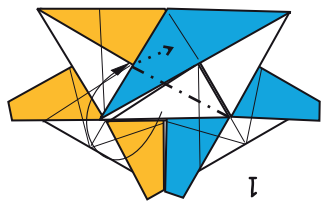
B

C

D

E

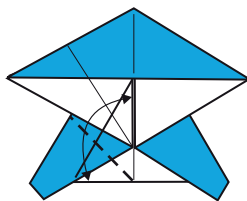
F



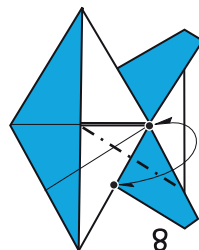
1

Unione dei moduli

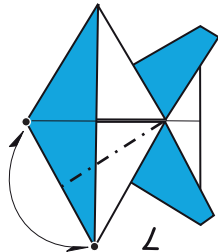
modulo
ultimo
x 6



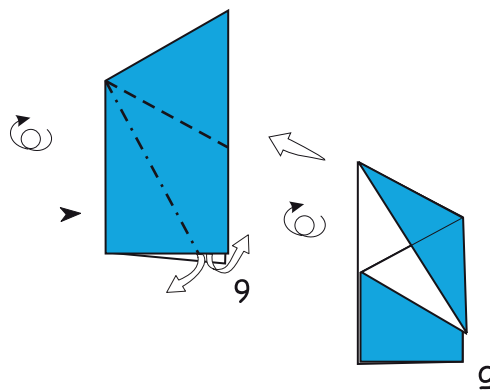
6



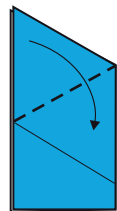
8



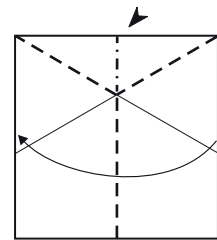
7



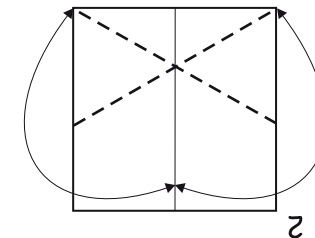
5



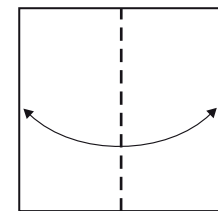
4



3



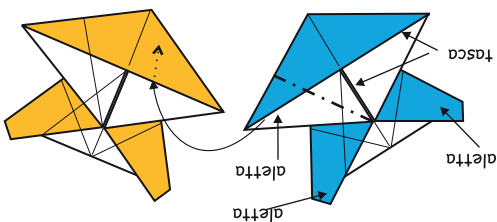
2



1

foglio quadrato - colore sotto

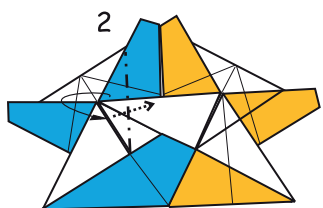
DeeplyStar
P. Porzito



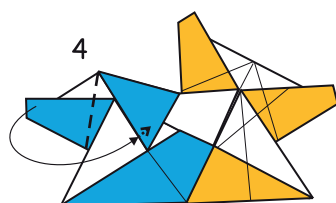
tasca

aletta

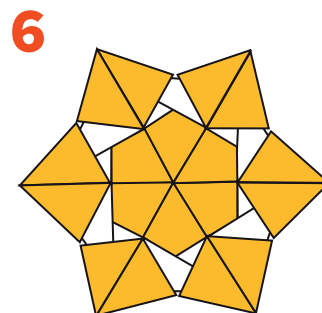
aletta



2



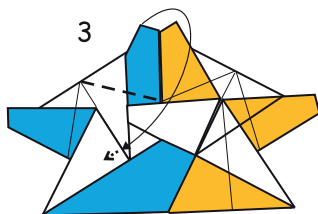
4



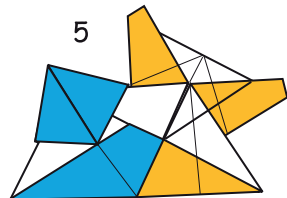
6

Inserire la punta dell'aletta
nella tasca

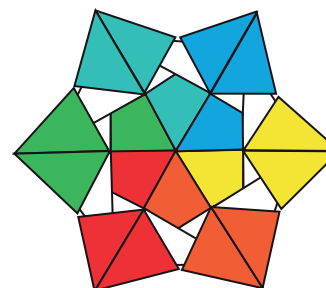
Procedere all'unione di un altro modulo
prima di chiudere le altre alette



3



5



origami

3

ilibrinfiniti

Francesco Miglionico

(o:

LAPIEGAEDITRICE

in collaborazione con



PattyPi 2020